

CANTOR FITZGERALD MANAGED ETF PORTFOLIOS

2-5 Years Conservative Strategy

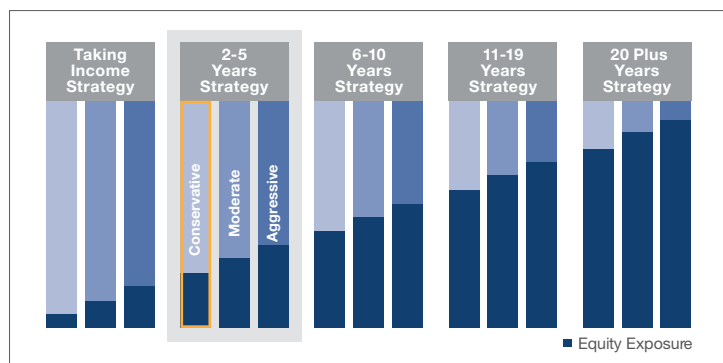
Investment Objective and Overview

Cantor Fitzgerald's 2-5 Years Conservative Strategy provides a solution for investors who are within two to five years from needing to begin spending their investment. The Strategy's main objective is to achieve a balanced return by investing in a combination of asset classes. The Strategy consists of multiple exchange-traded funds (ETFs) and a cash account. Income is derived primarily from investments in fixed income ETFs and secondarily from equity ETFs. The 2-5 Years Conservative Strategy is designed for investors with a lower tolerance for volatility in their portfolio.

Portfolio Manager

The portfolio manager constructs proprietary investment strategies that offer investors highly diversified asset class exposure comprised of strategic, tactical, and opportunistic asset allocations using lower-cost, tax-efficient, liquid, and transparent ETFs. Cantor Fitzgerald Investment Advisors, L.P. acquired Efficient Market Advisors in 2017, a portfolio manager who was among the first pure ETF managers resulting in one of the longest track records in the industry dating back to its inception in 2004.

Strategy



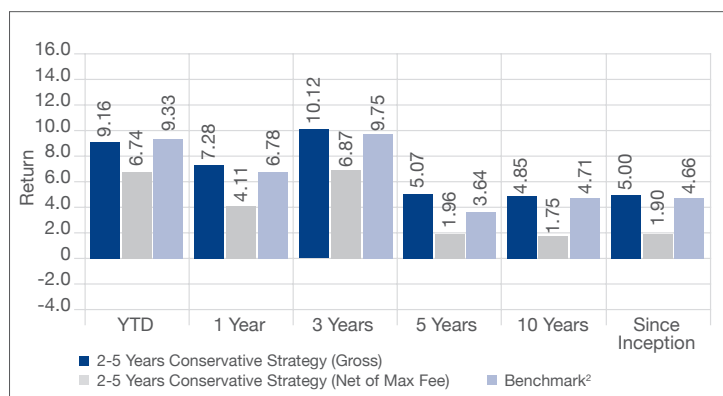
Strategy Facts⁴

Inception Date	4/1/2006
Manager	Herb Morgan / Glenn Ambach, CFA
Manager Tenure	19.50 years
Firm Total Assets	993,460,000.00
GIPS Verified	Yes

Holdings (%)⁵

	Ticker	% of Strategy
iShares 3-7 Year Treasury Bond ETF	IEI	21.73
Vanguard Mortgage-Backed Secs ETF	VMBS	17.25
SPDR® Portfolio Interm Term Corp Bd ETF	SPIB	13.87
iShares Core S&P 500 ETF	IVV	13.09
iShares 20+ Year Treasury Bond ETF	TLT	9.32
Xtrackers Short Duration High Yld Bd ETF	SHYL	6.83
Invesco QQQ Trust	QQQ	4.11
AltShares Merger Arbitrage ETF	ARB	4.00
Vanguard FTSE Developed Markets ETF	VEA	3.93
iShares Core S&P Mid-Cap ETF	IJH	2.20
Vanguard FTSE Emerging Markets ETF	VWO	2.07
iShares Core S&P Small-Cap ETF	IJR	0.60
Blended Expense Ratio ⁶		0.11

Investment Performance (%)¹ As of 9/30/2025



Portfolio Statistics³

Blended Yield	3.35
Standard Deviation	7.15
Beta	0.43

¹Gross returns are presented gross of management fees, custodial fees, and withholding taxes but net of all trading expenses. Net returns are presented net of the highest possible management fee, custodial fees, withholding taxes and all trading expenses.

²Benchmark consists of 27% MSCI All Country World Index, 65% Bloomberg US Aggregate Bond Index, 6% Wilshire Liquid Alternative Index and 2% Bloomberg US 1-3 Month Treasury Bill Index.

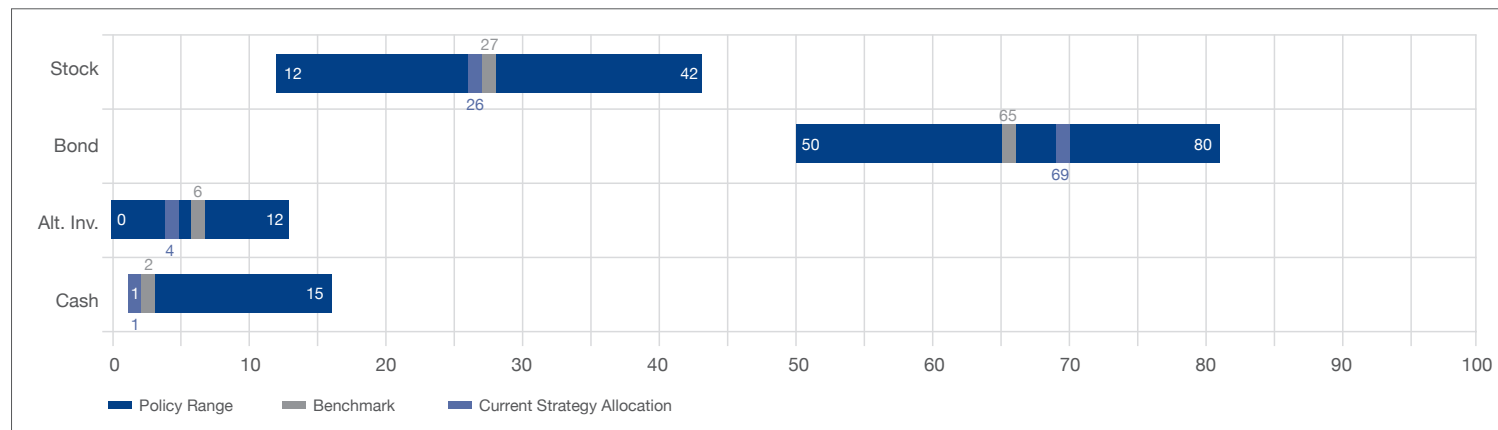
³Portfolio Statistics are since inception. Blended Yield is a weighted average calculated by multiplying each fund's trailing twelve-month yield by the percentage of assets invested in the fund then summing the results. Beta is calculated using gross return vs. the S&P 500 Index.

⁴Firm Total Assets consists of \$639.3M discretionary and \$354.2M non discretionary assets under management.

⁵Data is presented as supplemental information.

⁶Blended Expense Ratio is a weighted average calculated by multiplying each fund's expense ratio by the percentage of assets invested in the fund then summing the results.

Strategy Allocations (%)⁵



Performance and Firm Disclosures

Cantor Fitzgerald Managed ETF Portfolios claims compliance with the Global Investment Performance Standards (GIPS®) and has prepared and presented this report in compliance with the GIPS standards. Cantor Fitzgerald Managed ETF Portfolios has been independently verified by TSG for the periods November 1, 2004 through September 30, 2023. The verification report(s) is/are available upon request.

A firm that claims compliance with the GIPS standards must establish policies and procedures for complying with all the applicable requirements of the GIPS standards. Verification provides assurance on whether the firm's policies and procedures related to composite and pooled fund maintenance, as well as the calculation, presentation, and distribution of performance, have been designed in compliance with the GIPS standards and have been implemented on a firm-wide basis. Verification does not provide assurance on the accuracy of any specific performance report.

GIPS is a registered trademark of CFA Institute. The CFA Institute does not endorse or promote this organization, nor does it warrant the accuracy or quality of the content contained herein.

On January 1, 2023, the name "Efficient Market Advisors, a business of Cantor Fitzgerald Investment Advisors, L.P." was changed to "Cantor Fitzgerald Managed ETF Portfolios". The Cantor Fitzgerald Managed ETF Portfolios strategies offer investors highly diversified asset class exposure comprised of strategic, tactical, and opportunistic asset allocations. The strategies offered include both traditionally managed and Environmental, Social and Governance ("ESG").

Efficient Market Advisors, LLC was originally founded in 2004. On February 28, 2017, Efficient Market Advisors, LLC was fully acquired by Cantor Fitzgerald Investment Advisors, L.P. ("CFIA"). CFIA is registered as an investment adviser with the SEC and provides investment management services to various investors. CFIA is a wholly owned subsidiary of Cantor Fitzgerald, L.P. (together with its affiliates, "Cantor Fitzgerald").

All of the legacy Efficient Market Advisors, LLC investment decision makers have been employed by Cantor Fitzgerald Managed ETF Portfolios since the acquisition and name change. The investment decision-making process remains substantially intact and independent post-acquisition and name change. Cantor Fitzgerald Managed ETF Portfolios has augmented our investment team by adding senior portfolio managers with diverse investment backgrounds to enhance the robustness of the team's investment process. There has been no break in the track record between the legacy Efficient Market Advisors, LLC since inception in 2004 to January 1, 2023.

Asset allocation and diversification strategies do not protect against market risk or loss of principal. Neither do these strategies assure a profit nor do they protect against losses in declining markets. Investments in managed portfolios have additional management fees and expose the investor to the risks inherent within the portfolio and the specific risks of the underlying funds directly proportionate to their fund allocation. Investing involves risk, including the loss of principal. Investment returns, particularly over shorter time periods, are highly dependent on trends in the various investment markets. Investors should consider the investment objectives, risks, charges and expenses of the underlying funds that make up the managed portfolios carefully before investing. Information regarding the underlying funds held in client accounts is outlined in the investment prospectus which should be read carefully to fully understand the total amount of fees being paid and other risks. CFIA does not receive any of the fees charged by the underlying funds.

Further information on the fees received by CFIA is outlined in our Form ADV Part 2A Disclosure Brochure.

The composite figures illustrated represent the returns only for the time periods indicated. These returns reflect the actual investment results of a composite of clients participating in the strategy. Accounts are first added to the composite in the third complete month of management by CFIA. All investments, including investments in the underlying funds in the managed portfolios, involve the risk of potential investment losses as well as investment gains. The performance of the managed portfolios should be viewed in the context of the broad market and general economic conditions prevailing during the periods covered by the performance information. Due to investment timing, allocation and holding periods for cash and other managed portfolio assets, performance may not completely replicate the performance of the strategy's stated benchmark. There is no assurance that any investment or strategy will achieve its investment objective, and the information provided is not intended to be a complete analysis of every material fact respecting any strategy.

Returns for periods longer than one year are annualized. All returns are expressed in U.S. dollars and are net of re-investment of dividends and interest. The returns shown on this document represent composite returns of managed portfolios in this strategy. An investor's actual results may have varied. Net return is calculated using the potentially highest fee that CFIA could charge a client. Currently that fee is 3.00%. While that is the highest fee that can be potentially charged to a client, a client's actual fee will vary based upon factors such as account size or the platform the account is on.

Past performance is not indicative of future results. As with any investment vehicle, there is always a potential for profit as well as the possibility of loss. Actual results may differ from composite returns, depending on account size, investment guidelines and/or restrictions, inception date and other factors. Nothing contained in this presentation should be construed as a recommendation to buy or sell a security or economic sector. Please see firm and performance disclosures.

CANTOR FITZGERALD MANAGED ETF PORTFOLIOS

2-5 Years Moderate Strategy

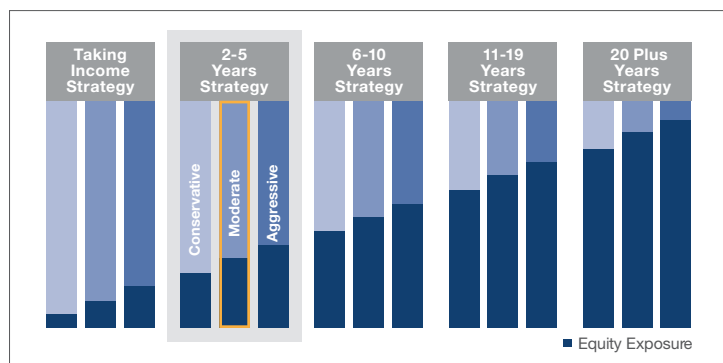
Investment Objective and Overview

Cantor Fitzgerald's 2-5 Years Moderate Strategy provides a solution for investors who are within two to five years from needing to begin spending their investment. The Strategy's main objective is to achieve a balanced return by investing in a combination of asset classes. The Strategy consists of multiple exchange-traded funds (ETFs) and a cash account. Income is derived primarily from investments in fixed income ETFs and secondarily from equity ETFs. The 2-5 Years Moderate Strategy is designed for investors willing to accept a moderate level of volatility in their portfolio.

Portfolio Manager

The portfolio manager constructs proprietary investment strategies that offer investors highly diversified asset class exposure comprised of strategic, tactical, and opportunistic asset allocations using lower-cost, tax-efficient, liquid, and transparent ETFs. Cantor Fitzgerald Investment Advisors, L.P. acquired Efficient Market Advisors in 2017, a portfolio manager who was among the first pure ETF managers resulting in one of the longest track records in the industry dating back to its inception in 2004.

Strategy



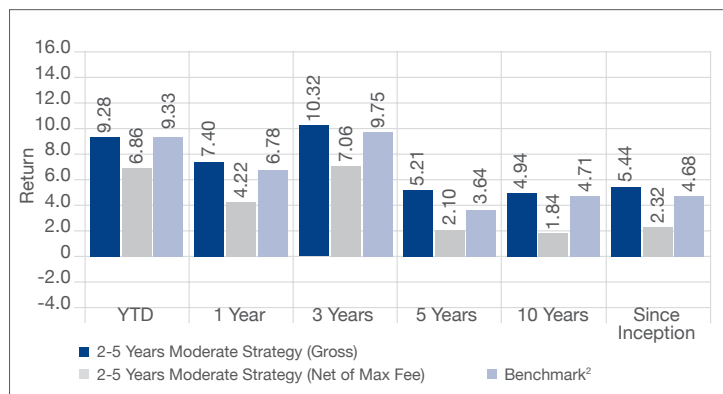
Strategy Facts⁴

Inception Date	1/1/2006
Manager	Herb Morgan / Glenn Ambach, CFA
Manager Tenure	19.75 years
Firm Total Assets	993,460,000.00
GIPS Verified	Yes

Holdings (%)⁵

	Ticker	% of Strategy
iShares 3-7 Year Treasury Bond ETF	IEI	21.42
Vanguard Mortgage-Backed Secs ETF	VMBS	17.00
SPDR® Portfolio Interm Term Corp Bd ETF	SPIB	13.67
iShares Core S&P 500 ETF	IVV	13.59
iShares 20+ Year Treasury Bond ETF	TLT	9.18
Xtrackers Short Duration High Yld Bd ETF	SHYL	6.73
Invesco QQQ Trust	QQQ	4.27
Vanguard FTSE Developed Markets ETF	VEA	4.08
AltShares Merger Arbitrage ETF	ARB	4.00
iShares Core S&P Mid-Cap ETF	IJH	2.29
Vanguard FTSE Emerging Markets ETF	VWO	2.15
iShares Core S&P Small-Cap ETF	IJR	0.62
Blended Expense Ratio ⁶		0.11

Investment Performance (%)¹ As of 9/30/2025



Portfolio Statistics³

Blended Yield	3.32
Standard Deviation	8.09
Beta	0.49

¹Gross returns are presented gross of management fees, custodial fees, and withholding taxes but net of all trading expenses. Net returns are presented net of the highest possible management fee, custodial fees, withholding taxes and all trading expenses.

²Benchmark consists of 27% MSCI All Country World Index, 65% Bloomberg US Aggregate Bond Index, 6% Wilshire Liquid Alternative Index and 2% Bloomberg US 1-3 Month Treasury Bill Index.

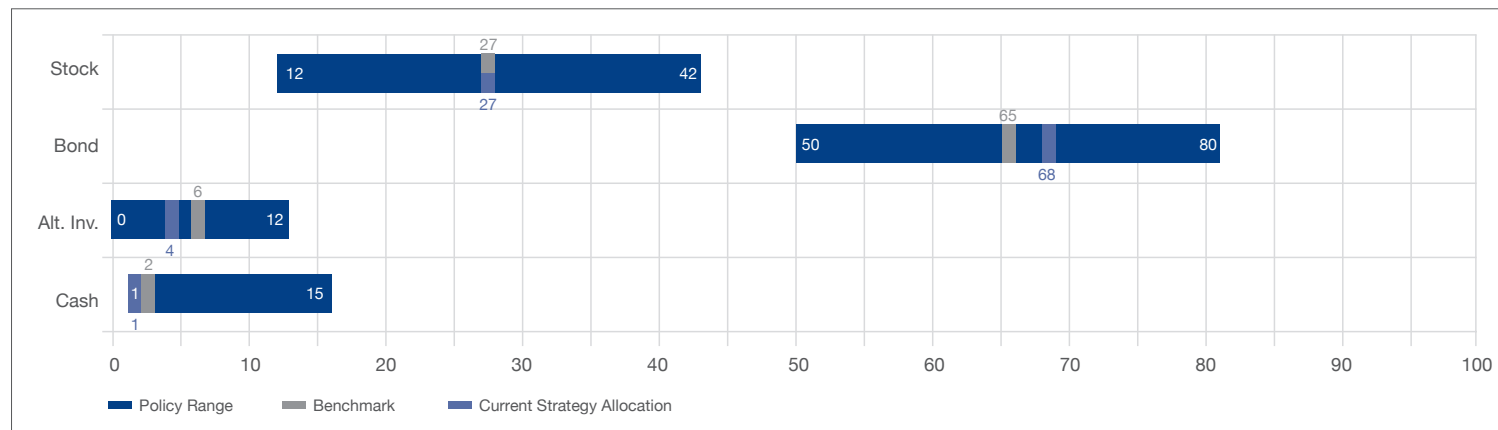
³Portfolio Statistics are since inception. Blended Yield is a weighted average calculated by multiplying each fund's trailing twelve-month yield by the percentage of assets invested in the fund then summing the results. Beta is calculated using gross return vs. the S&P 500 Index.

⁴Firm Total Assets consists of \$639.3M discretionary and \$354.2M non discretionary assets under management.

⁵Data is presented as supplemental information.

⁶Blended Expense Ratio is a weighted average calculated by multiplying each fund's expense ratio by the percentage of assets invested in the fund then summing the results.

Strategy Allocations (%)⁵



Performance and Firm Disclosures

Cantor Fitzgerald Managed ETF Portfolios claims compliance with the Global Investment Performance Standards (GIPS®) and has prepared and presented this report in compliance with the GIPS standards. Cantor Fitzgerald Managed ETF Portfolios has been independently verified by TSG for the periods November 1, 2004 through September 30, 2023. The verification report(s) is/are available upon request.

A firm that claims compliance with the GIPS standards must establish policies and procedures for complying with all the applicable requirements of the GIPS standards. Verification provides assurance on whether the firm's policies and procedures related to composite and pooled fund maintenance, as well as the calculation, presentation, and distribution of performance, have been designed in compliance with the GIPS standards and have been implemented on a firm-wide basis. Verification does not provide assurance on the accuracy of any specific performance report.

GIPS is a registered trademark of CFA Institute. The CFA Institute does not endorse or promote this organization, nor does it warrant the accuracy or quality of the content contained herein.

On January 1, 2023, the name "Efficient Market Advisors, a business of Cantor Fitzgerald Investment Advisors, L.P." was changed to "Cantor Fitzgerald Managed ETF Portfolios". The Cantor Fitzgerald Managed ETF Portfolios strategies offer investors highly diversified asset class exposure comprised of strategic, tactical, and opportunistic asset allocations. The strategies offered include both traditionally managed and Environmental, Social and Governance ("ESG").

Efficient Market Advisors, LLC was originally founded in 2004. On February 28, 2017, Efficient Market Advisors, LLC was fully acquired by Cantor Fitzgerald Investment Advisors, L.P. ("CFIA"). CFIA is registered as an investment adviser with the SEC and provides investment management services to various investors. CFIA is a wholly owned subsidiary of Cantor Fitzgerald, L.P. (together with its affiliates, "Cantor Fitzgerald").

All of the legacy Efficient Market Advisors, LLC investment decision makers have been employed by Cantor Fitzgerald Managed ETF Portfolios since the acquisition and name change. The investment decision-making process remains substantially intact and independent post-acquisition and name change. Cantor Fitzgerald Managed ETF Portfolios has augmented our investment team by adding senior portfolio managers with diverse investment backgrounds to enhance the robustness of the team's investment process. There has been no break in the track record between the legacy Efficient Market Advisors, LLC since inception in 2004 to January 1, 2023.

Asset allocation and diversification strategies do not protect against market risk or loss of principal. Neither do these strategies assure a profit nor do they protect against losses in declining markets. Investments in managed portfolios have additional management fees and expose the investor to the risks inherent within the portfolio and the specific risks of the underlying funds directly proportionate to their fund allocation. Investing involves risk, including the loss of principal. Investment returns, particularly over shorter time periods, are highly dependent on trends in the various investment markets. Investors should consider the investment objectives, risks, charges and expenses of the underlying funds that make up the managed portfolios carefully before investing. Information regarding the underlying funds held in client accounts is outlined in the investment prospectus which should be read carefully to fully understand the total amount of fees being paid and other risks. CFIA does not receive any of the fees charged by the underlying funds.

Further information on the fees received by CFIA is outlined in our Form ADV Part 2A Disclosure Brochure.

The composite figures illustrated represent the returns only for the time periods indicated. These returns reflect the actual investment results of a composite of clients participating in the strategy. Accounts are first added to the composite in the third complete month of management by CFIA. All investments, including investments in the underlying funds in the managed portfolios, involve the risk of potential investment losses as well as investment gains. The performance of the managed portfolios should be viewed in the context of the broad market and general economic conditions prevailing during the periods covered by the performance information. Due to investment timing, allocation and holding periods for cash and other managed portfolio assets, performance may not completely replicate the performance of the strategy's stated benchmark. There is no assurance that any investment or strategy will achieve its investment objective, and the information provided is not intended to be a complete analysis of every material fact respecting any strategy.

Returns for periods longer than one year are annualized. All returns are expressed in U.S. dollars and are net of re-investment of dividends and interest. The returns shown on this document represent composite returns of managed portfolios in this strategy. An investor's actual results may have varied. Net return is calculated using the potentially highest fee that CFIA could charge a client. Currently that fee is 3.00%. While that is the highest fee that can be potentially charged to a client, a client's actual fee will vary based upon factors such as account size or the platform the account is on.

Past performance is not indicative of future results. As with any investment vehicle, there is always a potential for profit as well as the possibility of loss. Actual results may differ from composite returns, depending on account size, investment guidelines and/or restrictions, inception date and other factors. Nothing contained in this presentation should be construed as a recommendation to buy or sell a security or economic sector. Please see firm and performance disclosures.

CANTOR FITZGERALD MANAGED ETF PORTFOLIOS

2-5 Years Aggressive Strategy

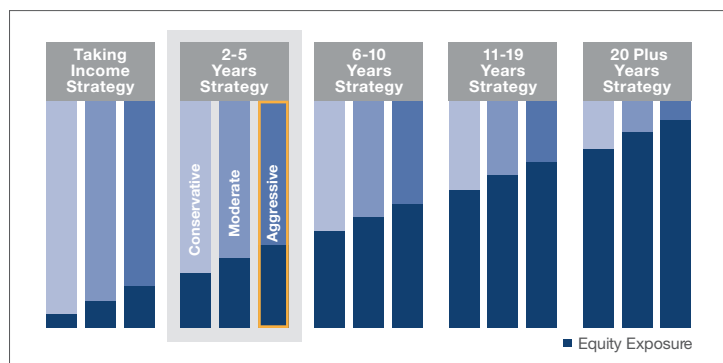
Investment Objective and Overview

Cantor Fitzgerald's 2-5 Years Aggressive Strategy provides a solution for investors who are within two to five years from needing to begin spending their investment. The Strategy's main objective is to achieve a balanced return by investing in a combination of asset classes. The Strategy consists of multiple exchange-traded funds (ETFs) and a cash account. Income is derived primarily from investments in fixed income ETFs and secondarily from equity ETFs. The 2-5 Years Aggressive Strategy is designed for investors who are willing to tolerate a higher level of volatility in their portfolio.

Portfolio Manager

The portfolio manager constructs proprietary investment strategies that offer investors highly diversified asset class exposure comprised of strategic, tactical, and opportunistic asset allocations using lower-cost, tax-efficient, liquid, and transparent ETFs. Cantor Fitzgerald Investment Advisors, L.P. acquired Efficient Market Advisors in 2017, a portfolio manager who was among the first pure ETF managers resulting in one of the longest track records in the industry dating back to its inception in 2004.

Strategy



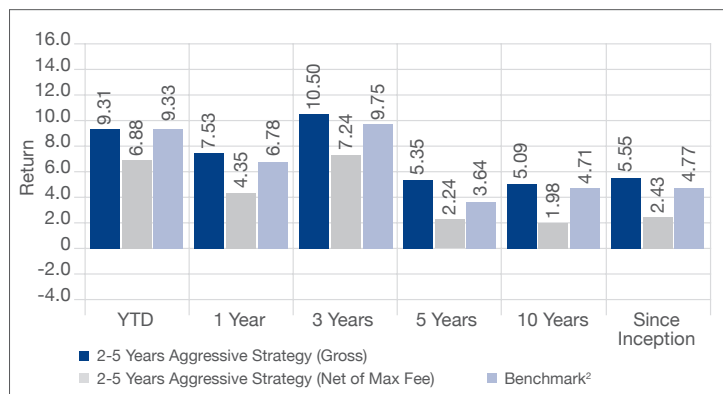
Strategy Facts⁴

Inception Date	4/1/2005
Manager	Herb Morgan / Glenn Ambach, CFA
Manager Tenure	20.50 years
Firm Total Assets	993,460,000.00
GIPS Verified	Yes

Holdings (%)⁵

	Ticker	% of Strategy
iShares 3-7 Year Treasury Bond ETF	IEI	21.11
Vanguard Mortgage-Backed Secs ETF	VMBS	16.75
iShares Core S&P 500 ETF	IVV	14.09
SPDR® Portfolio Interm Term Corp Bd ETF	SPIB	13.47
iShares 20+ Year Treasury Bond ETF	TLT	9.04
Xtrackers Short Duration High Yld Bd ETF	SHYL	6.63
Invesco QQQ Trust	QQQ	4.43
Vanguard FTSE Developed Markets ETF	VEA	4.23
AltShares Merger Arbitrage ETF	ARB	4.00
iShares Core S&P Mid-Cap ETF	IJH	2.37
Vanguard FTSE Emerging Markets ETF	VWO	2.23
iShares Core S&P Small-Cap ETF	IJR	0.65
Blended Expense Ratio ⁶		0.11

Investment Performance (%)¹ As of 9/30/2025



Portfolio Statistics³

Blended Yield	3.30
Standard Deviation	9.10
Beta	0.55

¹Gross returns are presented gross of management fees, custodial fees, and withholding taxes but net of all trading expenses. Net returns are presented net of the highest possible management fee, custodial fees, withholding taxes and all trading expenses.

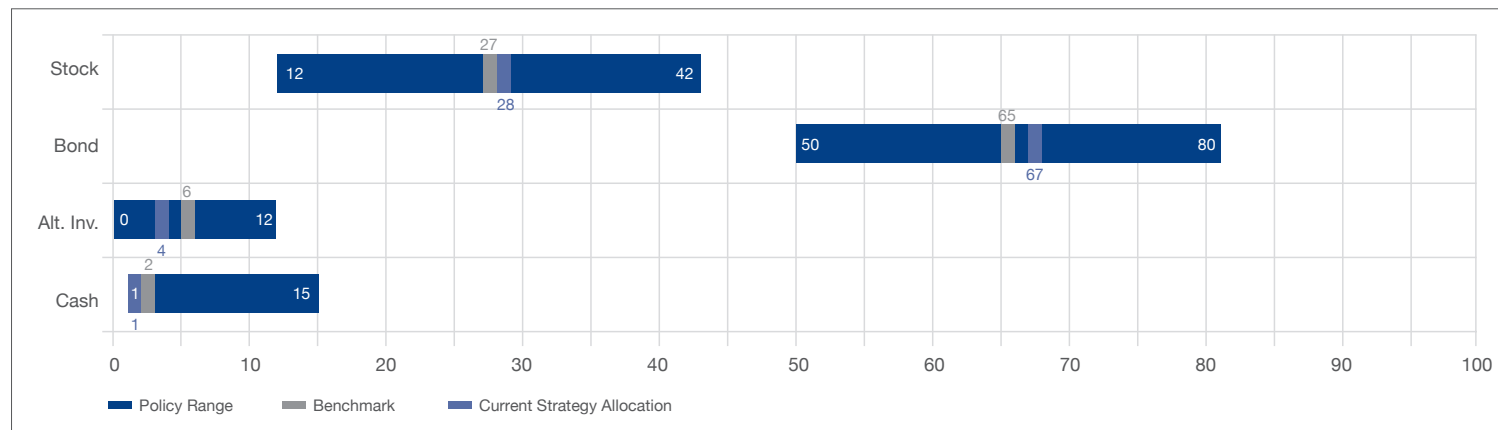
²Benchmark consists of 27% MSCI All Country World Index, 65% Bloomberg US Aggregate Bond Index, 6% Wilshire Liquid Alternative Index and 2% Bloomberg US 1-3 Month Treasury Bill Index.

³Portfolio Statistics are since inception. Blended Yield is a weighted average calculated by multiplying each fund's trailing twelve-month yield by the percentage of assets invested in the fund then summing the results. Beta is calculated using gross return vs. the S&P 500 Index.

⁴Firm Total Assets consists of \$639.3M discretionary and \$354.2M non discretionary assets under management. ⁵Data is presented as supplemental information.

⁶Blended Expense Ratio is a weighted average calculated by multiplying each fund's expense ratio by the percentage of assets invested in the fund then summing the results.

Strategy Allocations (%)⁵



Performance and Firm Disclosures

Cantor Fitzgerald Managed ETF Portfolios claims compliance with the Global Investment Performance Standards (GIPS®) and has prepared and presented this report in compliance with the GIPS standards. Cantor Fitzgerald Managed ETF Portfolios has been independently verified by TSG for the periods November 1, 2004 through September 30, 2023. The verification report(s) is/are available upon request.

A firm that claims compliance with the GIPS standards must establish policies and procedures for complying with all the applicable requirements of the GIPS standards. Verification provides assurance on whether the firm's policies and procedures related to composite and pooled fund maintenance, as well as the calculation, presentation, and distribution of performance, have been designed in compliance with the GIPS standards and have been implemented on a firm-wide basis. Verification does not provide assurance on the accuracy of any specific performance report.

GIPS is a registered trademark of CFA Institute. The CFA Institute does not endorse or promote this organization, nor does it warrant the accuracy or quality of the content contained herein.

On January 1, 2023, the name "Efficient Market Advisors, a business of Cantor Fitzgerald Investment Advisors, L.P." was changed to "Cantor Fitzgerald Managed ETF Portfolios". The Cantor Fitzgerald Managed ETF Portfolios strategies offer investors highly diversified asset class exposure comprised of strategic, tactical, and opportunistic asset allocations. The strategies offered include both traditionally managed and Environmental, Social and Governance ("ESG").

Efficient Market Advisors, LLC was originally founded in 2004. On February 28, 2017, Efficient Market Advisors, LLC was fully acquired by Cantor Fitzgerald Investment Advisors, L.P. ("CFIA"). CFIA is registered as an investment adviser with the SEC and provides investment management services to various investors. CFIA is a wholly owned subsidiary of Cantor Fitzgerald, L.P. (together with its affiliates, "Cantor Fitzgerald").

All of the legacy Efficient Market Advisors, LLC investment decision makers have been employed by Cantor Fitzgerald Managed ETF Portfolios since the acquisition and name change. The investment decision-making process remains substantially intact and independent post-acquisition and name change. Cantor Fitzgerald Managed ETF Portfolios has augmented our investment team by adding senior portfolio managers with diverse investment backgrounds to enhance the robustness of the team's investment process. There has been no break in the track record between the legacy Efficient Market Advisors, LLC since inception in 2004 to January 1, 2023.

Asset allocation and diversification strategies do not protect against market risk or loss of principal. Neither do these strategies assure a profit nor do they protect against losses in declining markets. Investments in managed portfolios have additional management fees and expose the investor to the risks inherent within the portfolio and the specific risks of the underlying funds directly proportionate to their fund allocation. Investing involves risk, including the loss of principal. Investment returns, particularly over shorter time periods, are highly dependent on trends in the various investment markets. Investors should consider the investment objectives, risks, charges and expenses of the underlying funds that make up the managed portfolios carefully before investing. Information regarding the underlying funds held in client accounts is outlined in the investment prospectus which should be read carefully to fully understand the total amount of fees being paid and other risks. CFIA does not receive any of the fees charged by the underlying funds.

Further information on the fees received by CFIA is outlined in our Form ADV Part 2A Disclosure Brochure.

The composite figures illustrated represent the returns only for the time periods indicated. These returns reflect the actual investment results of a composite of clients participating in the strategy. Accounts are first added to the composite in the third complete month of management by CFIA. All investments, including investments in the underlying funds in the managed portfolios, involve the risk of potential investment losses as well as investment gains. The performance of the managed portfolios should be viewed in the context of the broad market and general economic conditions prevailing during the periods covered by the performance information. Due to investment timing, allocation and holding periods for cash and other managed portfolio assets, performance may not completely replicate the performance of the strategy's stated benchmark. There is no assurance that any investment or strategy will achieve its investment objective, and the information provided is not intended to be a complete analysis of every material fact respecting any strategy.

Returns for periods longer than one year are annualized. All returns are expressed in U.S. dollars and are net of re-investment of dividends and interest. The returns shown on this document represent composite returns of managed portfolios in this strategy. An investor's actual results may have varied. Net return is calculated using the potentially highest fee that CFIA could charge a client. Currently that fee is 3.00%. While that is the highest fee that can be potentially charged to a client, a client's actual fee will vary based upon factors such as account size or the platform the account is on.

Past performance is not indicative of future results. As with any investment vehicle, there is always a potential for profit as well as the possibility of loss. Actual results may differ from composite returns, depending on account size, investment guidelines and/or restrictions, inception date and other factors. Nothing contained in this presentation should be construed as a recommendation to buy or sell a security or economic sector. Please see firm and performance disclosures.